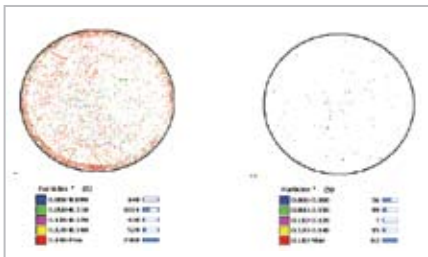


WAFER INSPECTION



MC FSI 450 Inspection Module



Defect Maps on 450 mm Wafers (Source: ISMI)



EDI User Interface

Integrated Metrology Series of 450 mm Wafer Surface and Edge Inspection Equipment

NanoPhotonics offers a modular tool set for 450 mm defect inspection. The modular tool consists of an automation platform with wafer transfer and sorting capability to be combined with up to two modules from the NanoPhotonics MetriCube series for surface and edge inspection.

A MetriCube – a bolts compatible Integrated Metrology Module – is a self contained enclosure for the optical unit, the class 1 mini-environment, electronics and computer. It can be integrated into any 450 mm platform to support the process development of 450 mm tools.

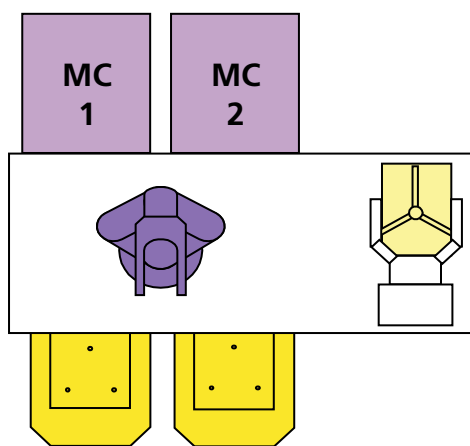
MC FSI 450 Front Side Inspection Module

- Laser dark field inspection detecting particles, scratches, area defects, and micro roughness (haze) on bare wafers
- Automatic defect classification
- Sensitivity down to 65 nm

MC EDI 450 Edge Inspection Module

- CCD camera system with dark field / bright field LED illumination
- It detects scratches, particles, chip-outs and roughness on the wafer edge
- Sensitivity on bevel 1µm and on top flat down to 0.5µm


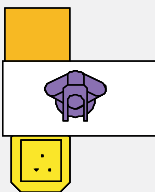
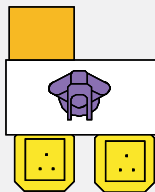


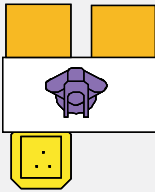
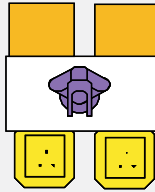

WAFER INSPECTION



AWX 450 Automatic Platform inspection and sorting

- Up to two MetriCubes
- Dual blade clean robot
- Edge grip
- Pre-aligner, WID reader, flipper
- Two load ports
- Sorting capability

Modules (MetriCube®)	Function	AWX 450 Configurations
 MC FSI	Front Side Inspection	<div style="display: flex; justify-content: space-around;"> <div style="text-align: center;"> <p>C11</p>  </div> <div style="text-align: center;"> <p>C12</p>  </div> </div>
 MC EDI	Edge Inspection	
 MC BSI	Back Side Inspection	<div style="display: flex; justify-content: space-around;"> <div style="text-align: center;"> <p>C21</p>  </div> <div style="text-align: center;"> <p>C22</p>  </div> </div>
 MC EBI	Edge and Back Side Inspection	

Modules (MetriCube®)	Function	AWX 450 Configurations
 MC FSI	Front Side Inspection	<div style="display: flex; justify-content: space-around;"> <div style="text-align: center;"> <p>C11</p>  </div> <div style="text-align: center;"> <p>C12</p>  </div> </div>
 MC EDI	Edge Inspection	
 MC BSI	Back Side Inspection	<div style="display: flex; justify-content: space-around;"> <div style="text-align: center;"> <p>C21</p>  </div> <div style="text-align: center;"> <p>C22</p>  </div> </div>
 MC EBI	Edge and Back Side Inspection	